

monitor

the world's
best equipment
supported
locally

Sales | Service | Parts | Hire | Finance

CMC S15F Spider Lift

1800 025 024
monitor.net.au

@MonitorAUS



V1.0 - 250304



CMC S15F



The CMC S15F Spider Lift is a machine with user-friendly controls, designed to reach a 14.8 m working height and an 8.7 m horizontal outreach. Not only can this machine reach 8.7 m horizontally, but it can also maintain its maximum working load of 200 kg at full reach.

With rubber crawler tracks for rough terrain and a curly cord drive remote, the S15F is a platform suitable for arborist applications, painters, signwriters, and more.

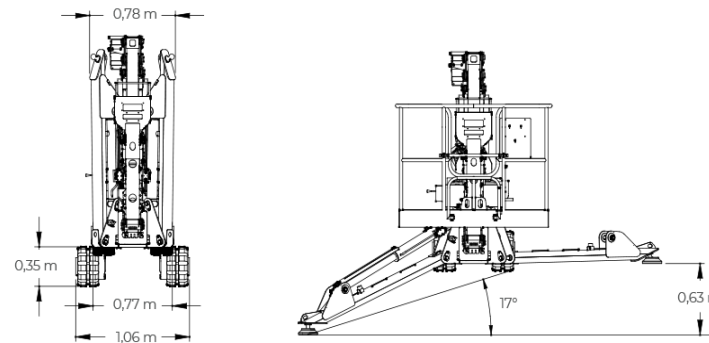
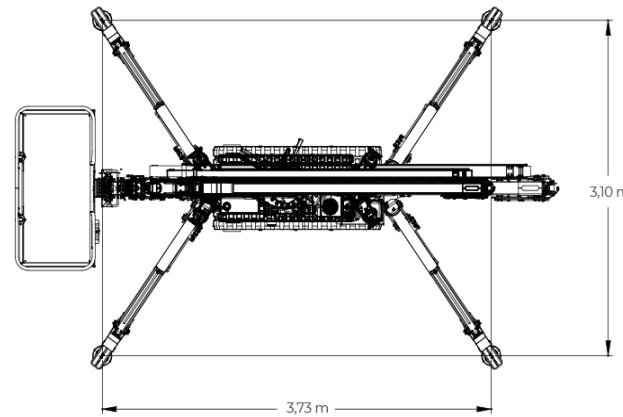
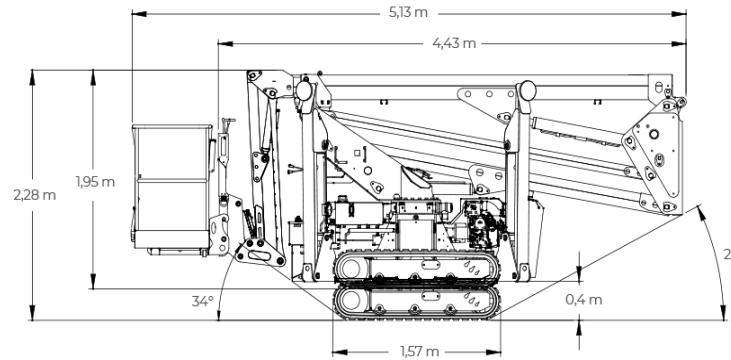
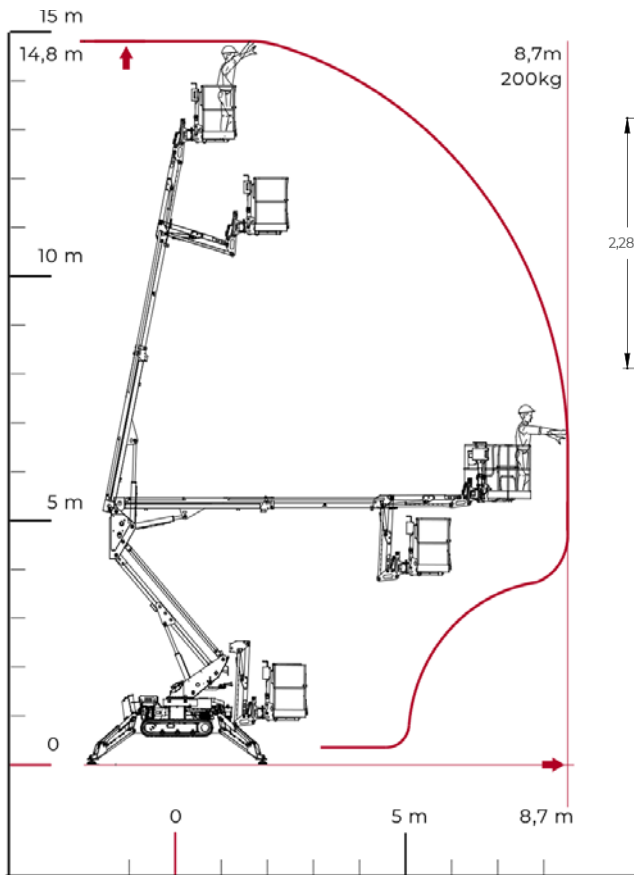
Equipped with a 240V electric motor and a 13HP Honda engine, the S15F can operate both outdoors and indoors. Additionally, weighing just under 2.4T, the S15F Spider Lift can be easily towed on a 3.5T GVM trailer, allowing for efficient transport from site to site.



14.8M
WORKING HEIGHT



Technical Specifications



Max working height	14.8 m
Max platform height	12.8 m
Max horizontal outreach (with 200 kg)	8.7 m
Max rated capacity	200 kg
Weight	2378 kg
Basket dimensions	1.4 x 0.7 x 1.1 m
Basket rotation	±90° (options)
Turret rotation	±178° (356° non-continuous)
Drive controls	Curly Cord Remote
Standard engine	13 HP Honda Petrol & 240V Electric Motor

(All specs E&OE and subject to change)





—
**minimised
downtime
guarantee***
—



Our Locations

Branches & Service Centres



Tamworth

143 Gunnedah Rd
Tamworth NSW 2340



Sydney

49-50 Cassola Pl
Penrith NSW 2740



Melbourne

24-28 William Rd
Dandenong South VIC 3175



Brisbane

191 Magnesium Dr
Crestmead QLD 4132



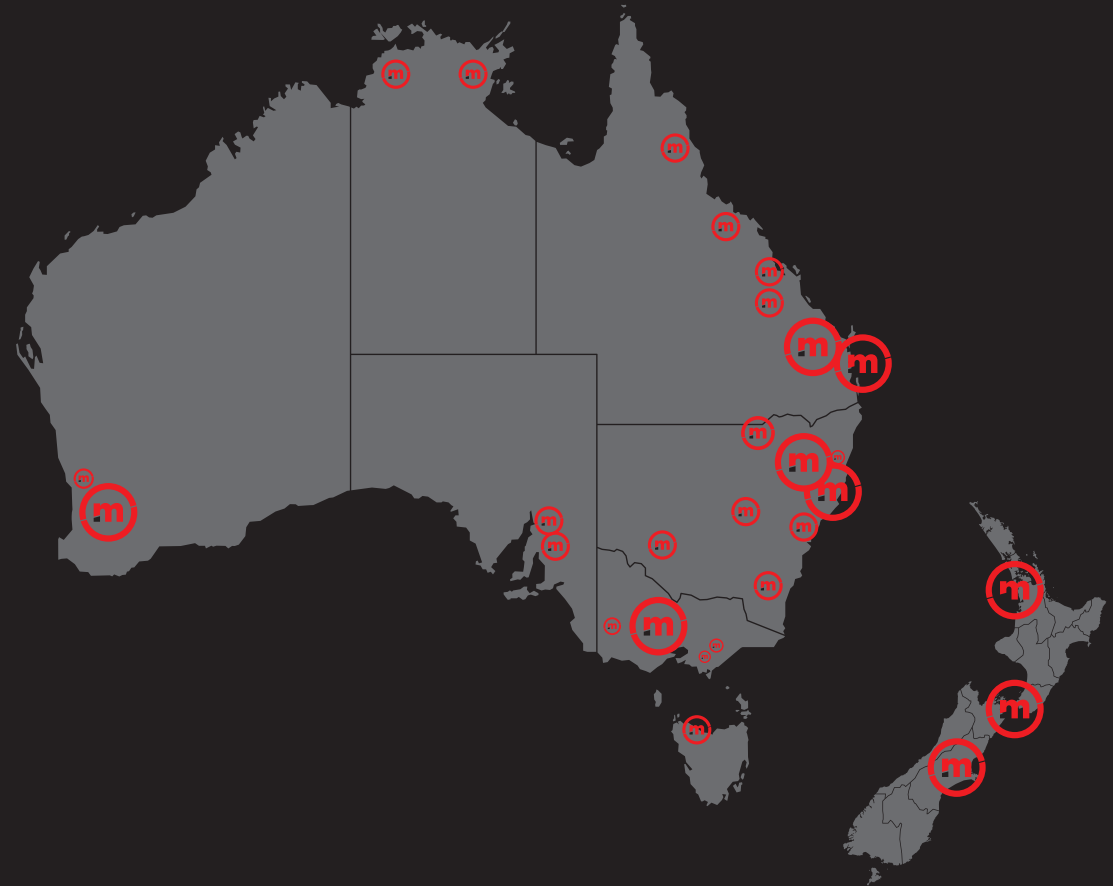
Brisbane - Caboolture

2 Alta Road
Caboolture QLD 4510



Perth

11 Reihill Rd
Maddington WA 6109



agent@monitor.net.au

1800 025 024
monitor.net.au

@MonitorAUS



monitor

the world's best equipment supported locally

CMC S15F Spider Lift