

monitor

the world's
best equipment
supported
locally

Sales | Service | Parts | Hire | Finance

Monitor E209PX Truck Mounted Lift

Hino 817

1800 025 024
monitor.net.au

@MonitorAUS



V1.0 - 250606



MONITOR E209PX

The Monitor E209PX Truck Mounted Lift is a super compact 20m truck mounted lift. This versatile package is a favourite with tree trimming & trades industries. The compact boom is made up of a double articulating boom giving straight “Plumb line” movement making it great for working up a vertical face such as the side of a building.

The top section is telescopic providing point and shoot functionality providing 9m outreach. With almost zero tail swing, it is well adapted to work roadside and in confined spaces.

The E209PX truck mounted lift is extremely rigid, and safe to accommodate 2 persons and tools with a maximum rated capacity of 220 kg.

The heavy-duty hydraulic proportional multifunctional joysticks are housed within a fully protected area and provide the operator with exceptional smoothness and accuracy even at full height and outreach. Hoses and cables are placed within the booms, with internal tracking which is protected from debris by a set of self-cleaning brushes placed at each of the telescopic sections.



20.2m
WORKING HEIGHT





Super smooth simple
to operate controls

Telescopic boom providing “up and
over” reach, enabling roof access
and top-down approach with arborist
applications.

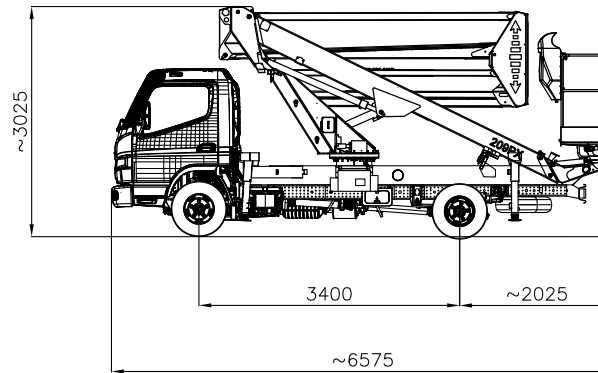
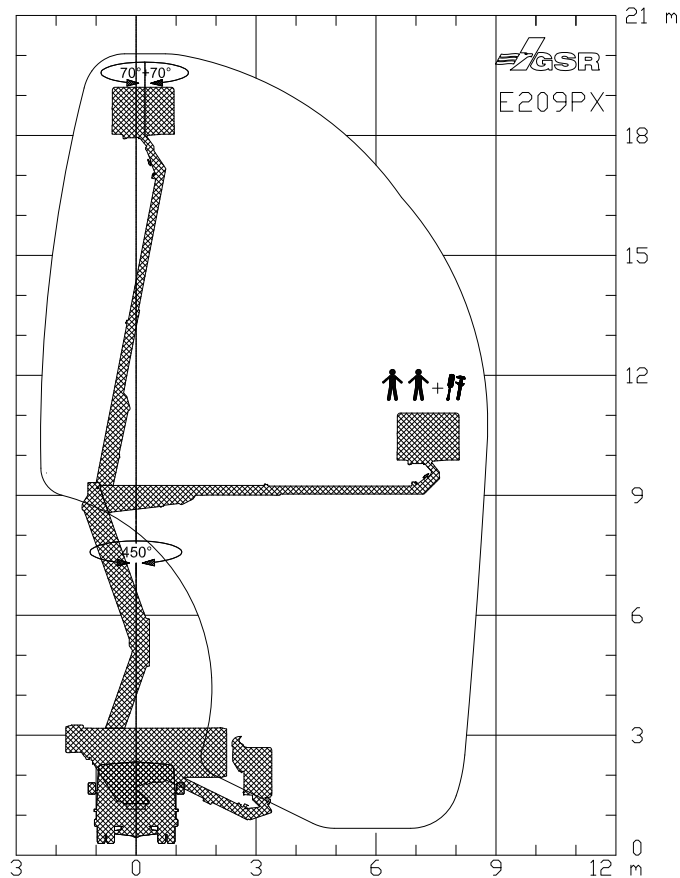
Options available
include tool boxes, fire
extinguishers, cabin
protection.

Vertical outriggers with
good correction

“Plumb line” vertical plane
movement with the double articulating
pantograph boom ideal for cleaning
facades and buildings.

Compact easy to drive
truck – ideal for tight
urban areas

TECHNICAL SPECIFICATIONS



Max working height	20.2 m
Max platform height	18.2 m
Max horizontal reach	8.5 m
Max. rated capacity	2 persons / 220 kg
Boom Style	Articulating/Telescopic
Insulation	No
Basket rotation	140°
Turret rotation	450° Non Continuous
Control type	Hydraulic
Standard power source	PTO from vehicle

TRUCK SPECIFICATIONS

Make	HINO
------	------

WEIGHTS & DIMENSIONS ON BASE UNIT

GVM	4495 kg
Tare Weight	4160 kg
Front axle max.	2180 kg
Rear axle max.	3800 kg
Kerb mass front axle	2040 kg
Kerb mass rear axle	2060 kg
Kerb mass total	4100 kg
Payload max.	395 kg
Length	6550 mm
Wheelbase	3400 mm
Height	3125 mm
Width	2175 mm

(All specs E&OE and subject to change)





—
**minimised
downtime
guarantee***
—



Our Locations

Branches & Service Centres



Tamworth

143 Gunnedah Rd
Tamworth NSW 2340



Sydney

49-50 Cassola Pl
Penrith NSW 2740



Melbourne

24-28 William Rd
Dandenong South VIC 3175



Brisbane

191 Magnesium Dr
Crestmead QLD 4132



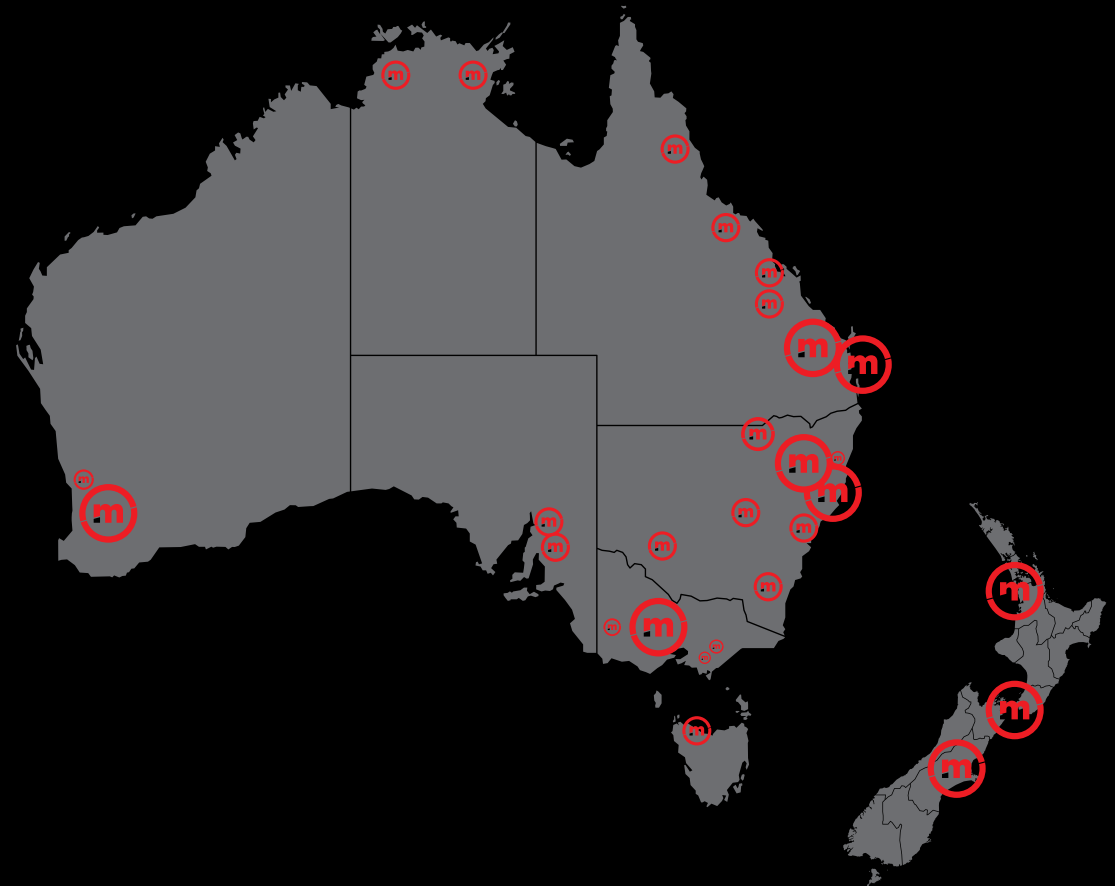
Brisbane - Caboolture

2 Alta Road
Caboolture QLD 4510



Perth

11 Reihill Rd
Maddington WA 6109



agent@monitor.net.au

1800 025 024
monitor.net.au

@MonitorAUS



monitor

the world's best equipment supported locally

Monitor E209PX Truck Mounted Lift - Hino 817