



# monitor

the world's  
best equipment  
supported  
locally

Sales | Service | Parts | Hire | Finance

## Monitor 2210 EVO Spider Lift

1800 025 024  
[monitor.net.au](https://monitor.net.au)

@MonitorAUS



V1.0 - 240718



# MONITOR 2210 EVO



Excellent up-and-over reach with modern double-knuckle technology, and adjustable fly-jib for extra maneuverability.

The Monitor 2210 EVO also has the most unique ability to rotate a complete 360° even when the stabilizer legs are set in their narrow position.

With the basket removed and tracks in narrow position, the 2210 Evo allows for doorway access. Weighing in at only 3 t, this 22 m Spider Lift is ideally suited for use on load-sensitive surfaces.

The radio control feature allows all functions to be controlled from the basket (or any other position). This includes driving, setting the stabilizer legs and operating the booms, making the 2210 Evo exceptionally operator-friendly.

Compact dimensions + lightweight = transportability! The 2210 Evo is available on a very strong trailer weighing in at a total of approx. 4 t.

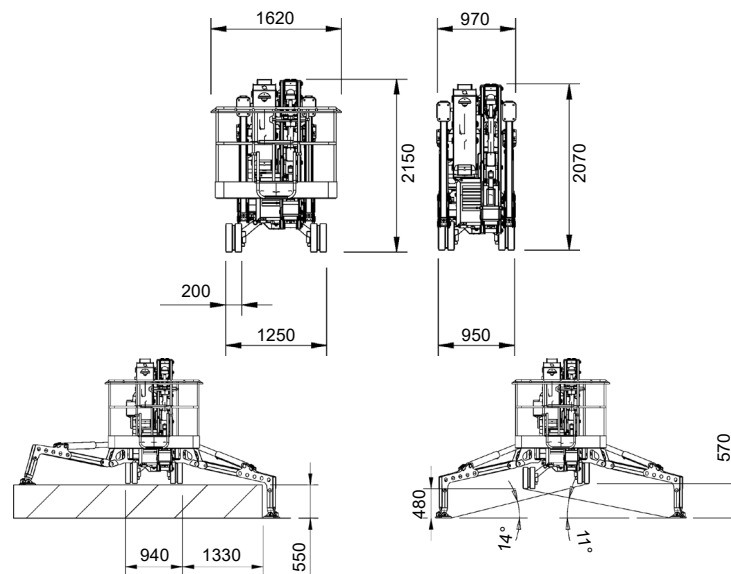
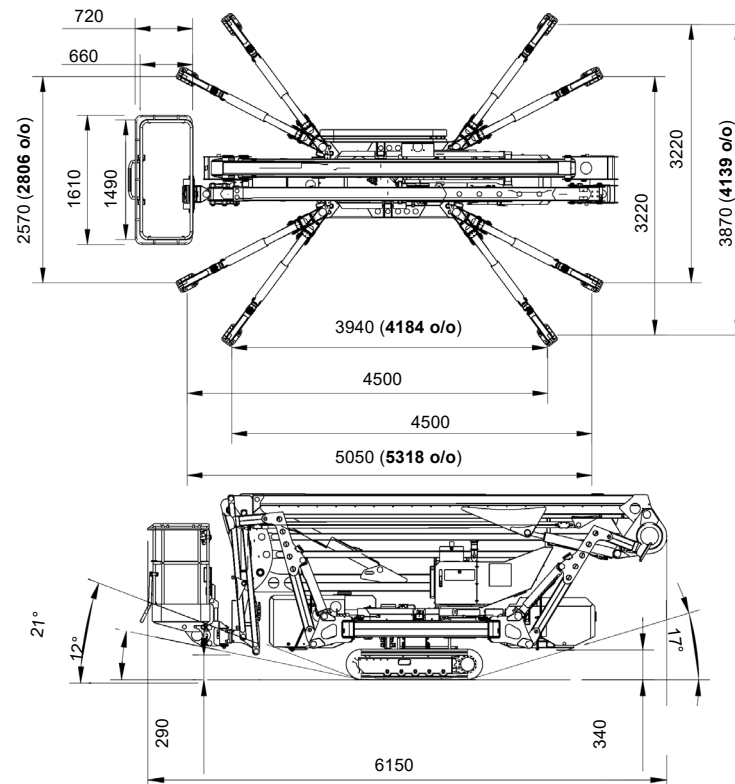
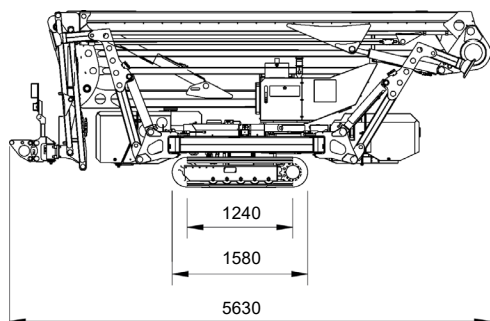
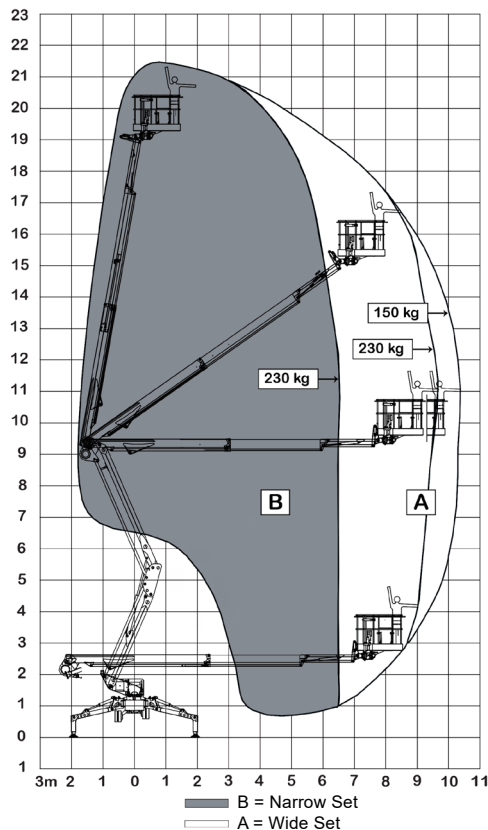
**21.7M**  
WORKING HEIGHT












# Technical Specifications

<b>Max working height</b>	<b>21.70 m</b>
Max working height in narrow set	21.70 m
<b>Max horizontal outreach</b>	<b>10.30 m</b>
Max rated capacity	230 kg
<b>Weight: Engine + 240V</b>	<b>ED 2980 kg</b>
: Engine + Batteries	BD 3260 kg
: Engine + Lithium Batteries	LBD 3180 kg
Turret rotation	365°
Basket rotation	180°
Ground pressure driving (approx)	65 kN/m <sup>2</sup>
Max stabiliser force	20 kN
Max stabiliser pressure (std foot pad)	500 kN/m <sup>2</sup>
Traffic load (live load) travelling	3.35 kN/m <sup>2</sup>
Traffic load (live load) stabilised wide	2.18 kN/m <sup>2</sup>
Traffic load (live load) stabilised narrow	2.02 kN/m <sup>2</sup>
Auto levelling	Std
Max slope for stabilisers (no extra pads)	17°
Gradeability lengthwise	16°
Gradeability sideways	15°
Standard engine	Kubota 14 Hp Diesel
Dual power options	240V or Batteries or Lithium
Expanding tracks	Std
Max drive speed	2.5 km/h
Radio control	Std
Electric emergency lowering	Std
Hydraulic winch	Optional

(All specs E&OE and subject to change)









zero  
downtime  
guarantee\*



**monitor**

the world's best equipment supported locally

Monitor 2210 EVO Spider Lift

6



# Our Locations

## Branches & Service Centres



### Tamworth

143 Gunnedah Rd  
Tamworth NSW 2340



### Sydney

49-50 Cassola Pl  
Penrith NSW 2740



### Melbourne

24-28 William Rd  
Dandenong South VIC 3175



### Brisbane

191 Magnesium Dr  
Crestmead QLD 4132



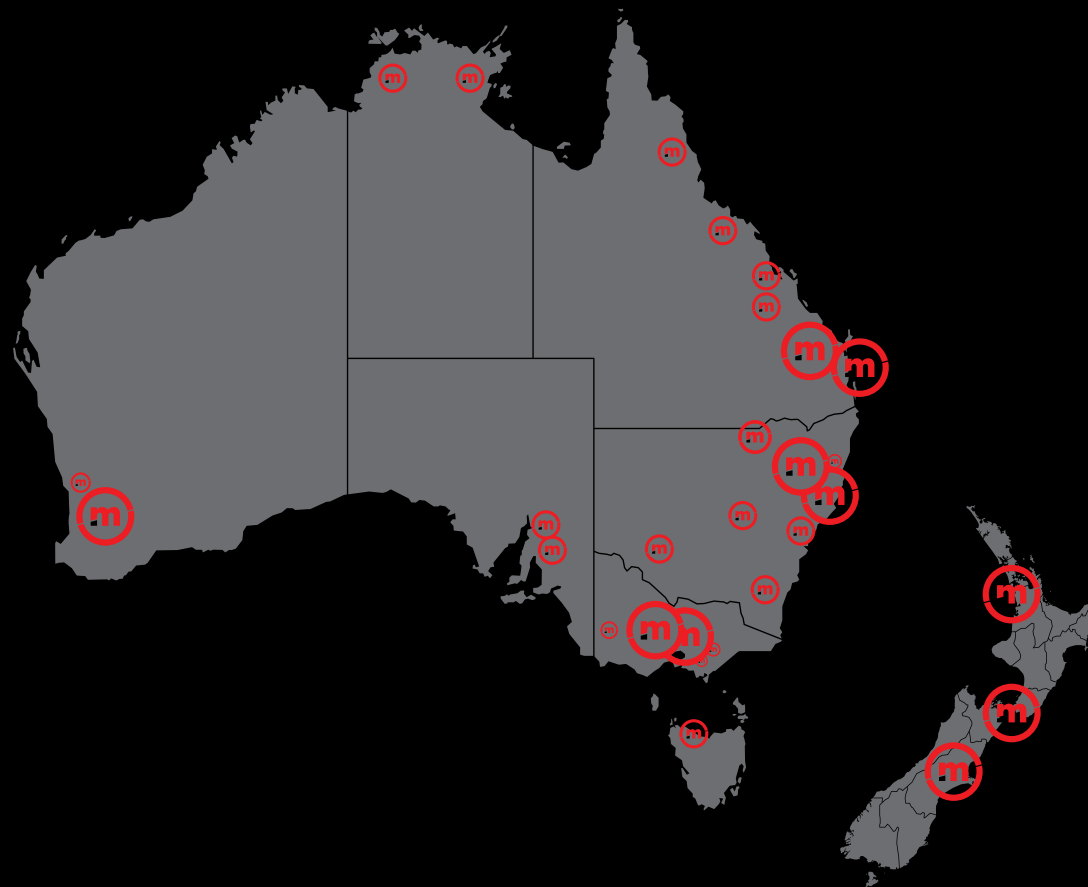
### Brisbane - Caboolture

2 Alta Drive  
Caboolture QLD 4510



### Perth

11 Reihill Rd  
Maddington WA 6109



[agent@monitor.net.au](mailto:agent@monitor.net.au)

1800 025 024  
[monitor.net.au](http://monitor.net.au)

@MonitorAUS



**monitor**

the world's best equipment supported locally

Monitor 2210 EVO Spider Lift

7