



monitor LiFTS

SYDNEY MELBOURNE BRISBANE TAMWORTH

monitor.net.au • 1800 025 024

MONITOR 2100E TRAILER MOUNTED LIFT



MONITOR 2100E

The robust and powerful Monitor 2100E, designed by OMME® provides a strong and stable operating platform, and is a versatile Trailer Mount Lift.

It gives increased outreach over obstacles. Comes with easy and intuitive controls, while the hydraulic outrigger legs on this machine

provide it with the ability to set up on uneven terrain.

With its short travel length, it is ideal for manoeuvrability and weighing only 2.7T can be towed behind most vehicles.

The Monitor 2100E's high quality strong steel boom sections provide a sturdy stable work

platform at full height.

With its hydraulic self-propulsion, it allows access to difficult locations with added efficiency and simplicity.

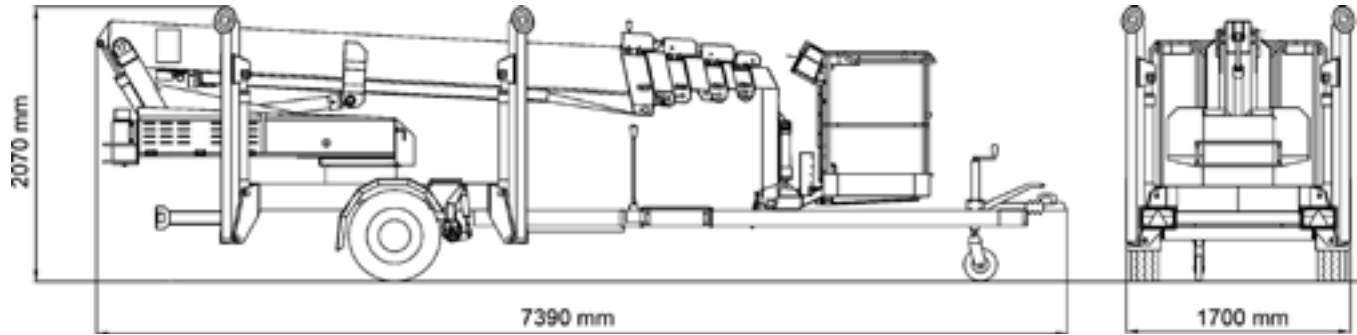
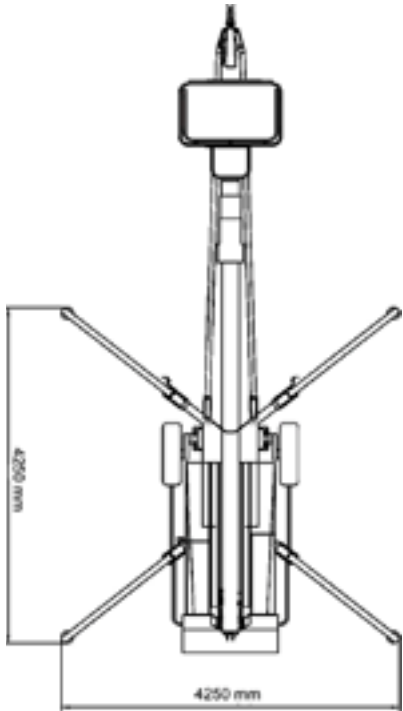
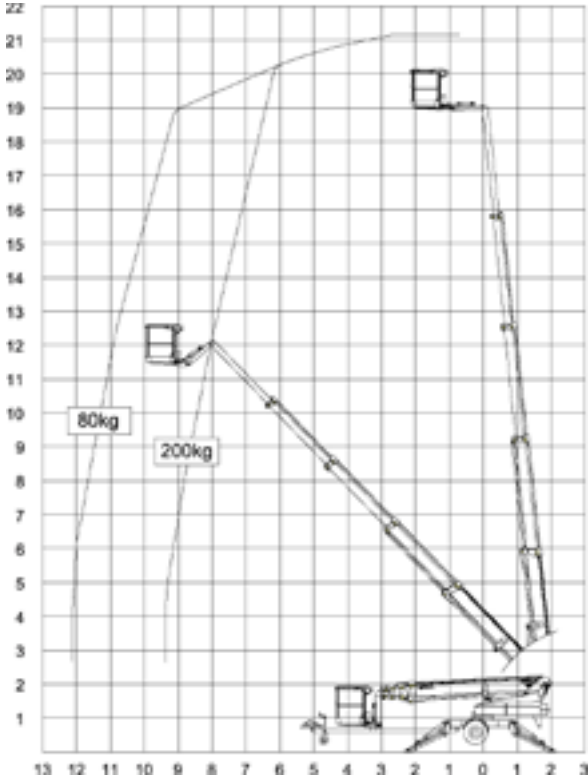
Its stick boom configuration makes it possible to operate in tough environments and provides the operator with excellent outreach.

21.15m
WORKING HEIGHT





TECHNICAL SPECIFICATIONS



Max working height	21.15 m
Max horizontal outreach	12.2 m
Max rated capacity	200 kg
Weight	
: Tare Weight	2670 kg (2700 kg Hybrid)
: GTM	2700 kg
: ATM	2700 kg
Turret rotation	± 400°
Basket rotation	± 41°
Basket size	1.25 × 0.8 × 1.1 m
Max stabiliser force	13.6 kN°
Max stabiliser pressure (std foot pad)	160 kN/m ² *
Traffic load (live load) travelling	
Traffic load (live load) stabilised	
Max slope for stabilisers (no extra pads)	
Gradeability sideways	8°
Standard engine	Honda
Dual power options	Batteries
Brakes	Overrun
Self-propulsion with hydraulic engagement of traction rollers	Std

(All specs E&OE and subject to change)

*90 kN/m² with 400 × 400 stabiliser pads.





MONITOR 2100E - TRAILER MOUNTED LIFTS



GET IN TOUCH

You may contact us at monitor.net.au, or call us at 1800 025 024.

